

---

**WordPress**

---

Implement and profiling the MPTT technique in  
WordPress  
**Status Assessment**

**Version 2.5**

MPTT in WordPress	Version: 2.5
Status Assessment	Date: 05/12/2009
<document identifier>	

## Revision History

Date	Version	Description	Author
05/12/09	2.5	Weekly report	Ajith

MPTT in WordPress	Version: 2.5
Status Assessment	Date: 05/12/2009
<document identifier>	

## Table of Contents

1.	Introduction	4
	1.1 Purpose	4
	1.2 Scope	4
	1.3 References	4
	1.4 Overview	4
2.	Resources	4
	2.1 Personnel and Staffing	4
3.	Top 4 Risks	4
4.	Technical Progress	5
5.	Major Milestone Results	7
6.	Total Project or Product Scope	7
7.	Action Items and Follow-through	7

MPTT in WordPress	Version: 2.5
Status Assessment	Date: 05/12/2009
<document identifier>	

# Status Assessment

## Introduction

The document provides the goals which are achieved during the fourth week of implementing and profiling the MPTT technique for WordPress.

## Purpose

Purpose of the document is to provide the detail description of fourth week work.

## Scope

Give only the detail discretion of works carried out during the fourth week.

## References

- Rup based status assessment reports.
- Some of previous documents.
- [http://adambrown.info/p/wp\\_hooks/version/2.8](http://adambrown.info/p/wp_hooks/version/2.8)
- <http://www.w3schools.com/sql/default.asp>
- <http://www.wallpaperama.com/forums/mptt-modified-pre-order-tree-transversal-php-tree-menu-script-t5713.html>
- [http://codex.wordpress.org/Creating\\_Tables\\_with\\_Plugins](http://codex.wordpress.org/Creating_Tables_with_Plugins)
- [http://codex.wordpress.org/Function\\_Reference/register\\_activation\\_hook](http://codex.wordpress.org/Function_Reference/register_activation_hook)

## Overview

Compare to last week this week I really did some interesting thing in my project. This week I managed to display the content from database through a webpage using MPTT technique.

The following contents tell the risks , milestones and technical skills I got during this week.

## Resources

### Personnel and Staffing

It is an individual project, so I'm the only one person involving in the project.

## Top 5 Risks

Risk ranking	Risk discretion	Strategy to overcome the risk
1	My coding process is not efficient, because I spend more time to write a small piece of code.	<ol style="list-style-type: none"> <li>1. Before start the coding process, get the abstract idea.</li> <li>2. First write a pseudocode which will show the abstract of the coding then start to code.</li> </ol>
2	Wondered whether have a separate page to profile MPTT technique rather than using wordpress pages.	<ol style="list-style-type: none"> <li>1. The mail purpose of this project is to profiling MPTT technique so it's ok to have a separate page to profile MPTT technique.</li> <li>2. Apply MPTT technique through WordPress page is advanced version of this project, so leave it.</li> </ol>
3	Afraid to touch the wordpress core	<ol style="list-style-type: none"> <li>1. Just leave the core story</li> </ol>

MPTT in WordPress	Version: 2.5
Status Assessment	Date: 05/12/2009
<document identifier>	

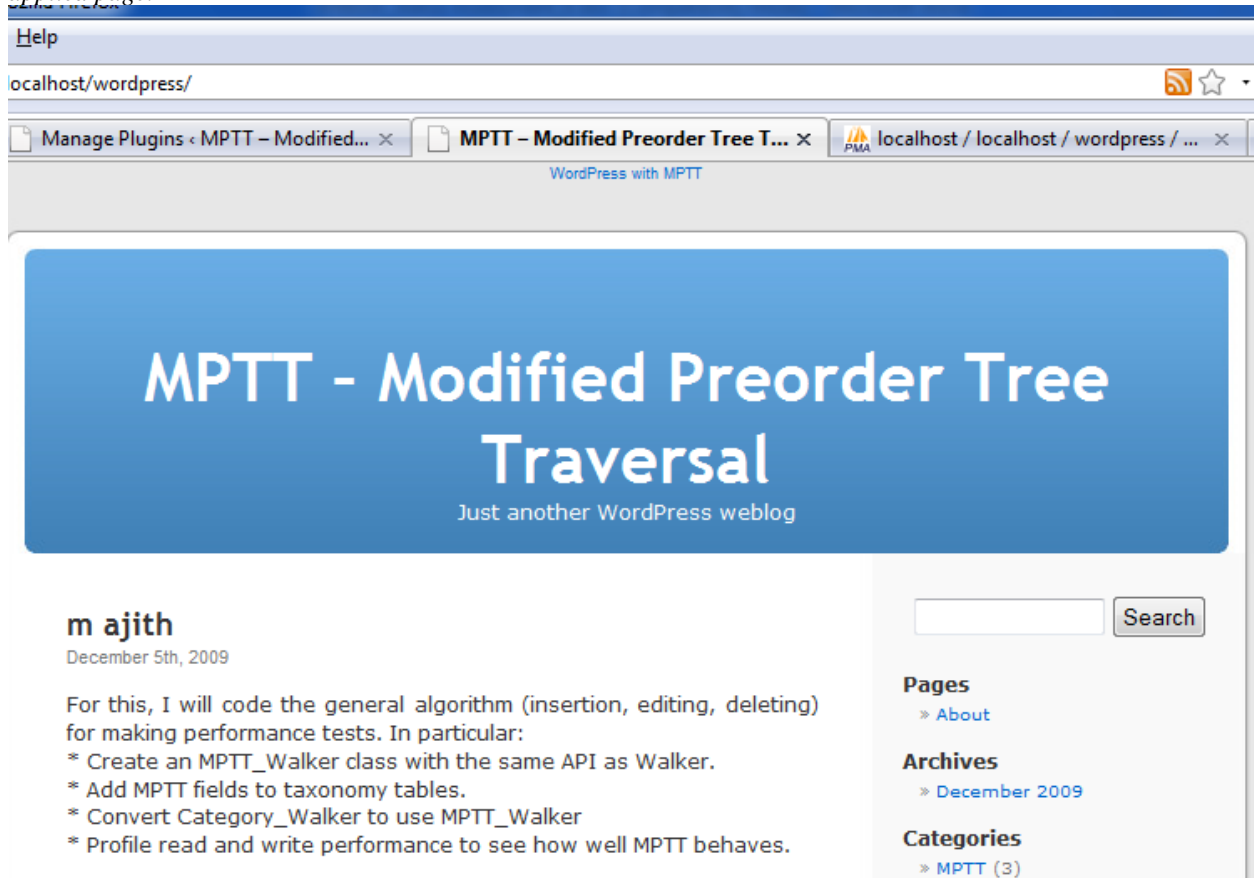
- |  |  |
|--|--|
| <p>and implement my project into the core.</p> <p>4 Running out of time.</p> | <ol style="list-style-type: none"> <li>2. Apply the function through plug-in</li> <li>3. Provide a separate page to show the content with MPTT technique.</li> </ol> <ol style="list-style-type: none"> <li>1. Work with schedule</li> </ol> |
|--|--|

## Technical Progress

- Leant basic web design technique.
- Familiar with webpage templates.
- Learnt some wordpress plug-in syntax.
- Learnt HTML.
- Working with Dreamweaver.

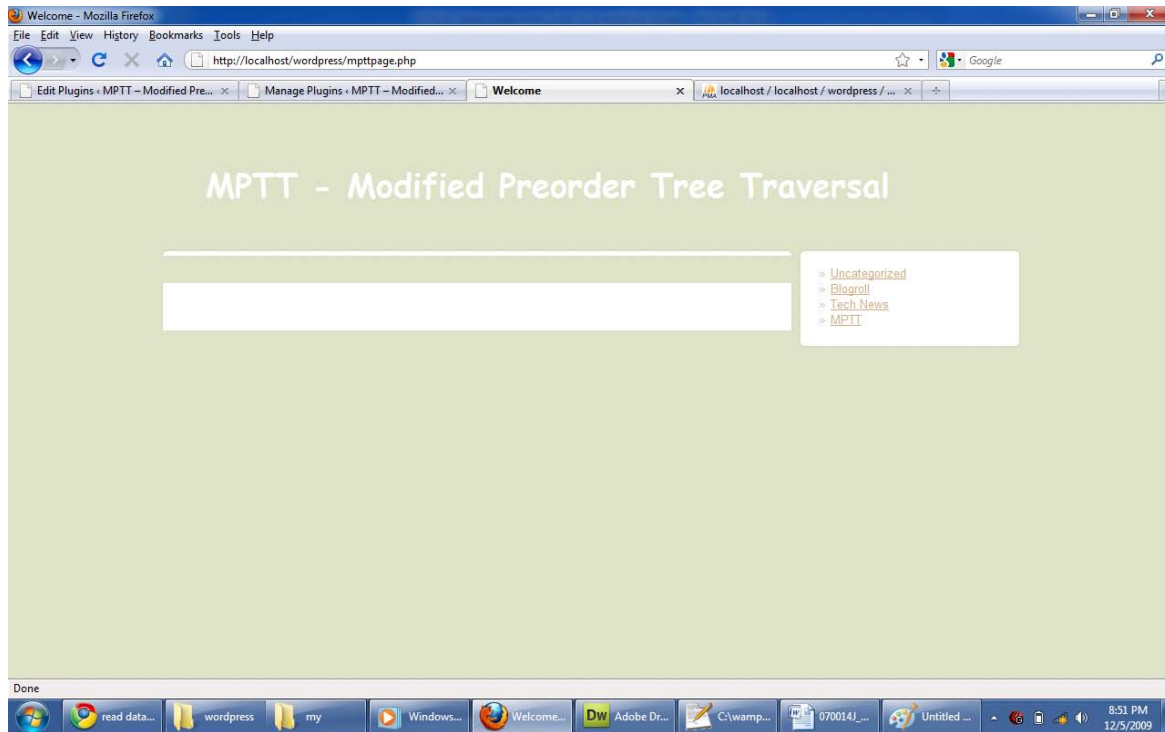
Here I attached some snapshots,

Activated plug-in MPTT-ajith in WordPress that shows a link “wordpress with MPTT” – it show a MPTT technique applied page.

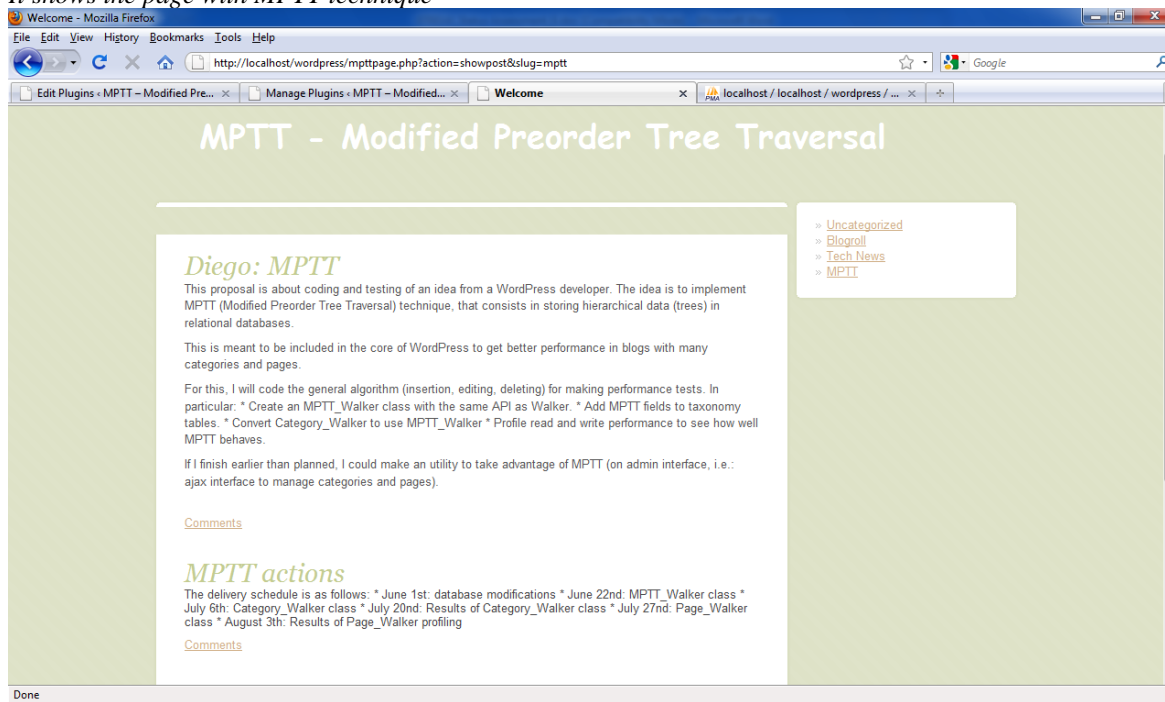


MPTT in WordPress	Version: 2.5
Status Assessment	Date: 05/12/2009
<document identifier>	

*Front page with MPTT technique.*



*It shows the page with MPTT technique*



MPTT in WordPress	Version: 2.5
Status Assessment	Date: 05/12/2009
<document identifier>	

### **Major Milestone Results**

- Got knowledge in HTML and templates.
- Managed to show the contents of database using MPTT technique.
- Applied the MPTT technique through a wordpress plug-in.
- Got more knowledge about MPTT technique.

### **Total Project or Product Scope**

It is same as the scope that already specified in this document.

### **Action Items and Follow-through**

None